

SOLUTION FOR ACCURATE RESEARCH ON FIBROSIS

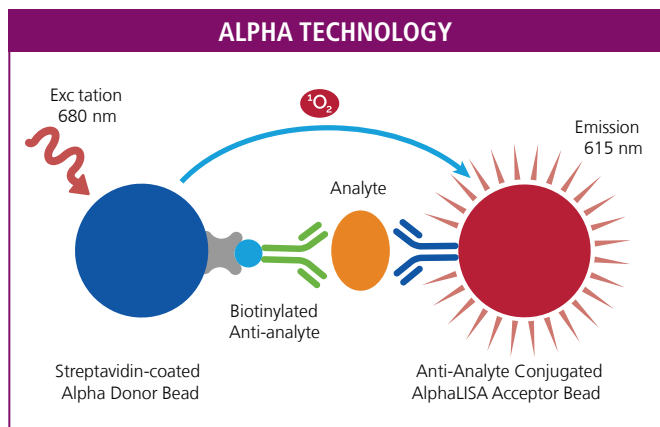
Human fibrotic diseases are a significant health problem worldwide due to the large number of people affected and the incomplete knowledge of the fibrotic process's pathogenesis.

Fibrosis is characterized by overgrowth and scarring of various tissues and is attributed to excessive deposition of extracellular matrix components, including collagen. Fibrosis is the end result of chronic reactions inflammatory induced by a variety of stimuli, such as autoimmune reactions and/or tissue damage.

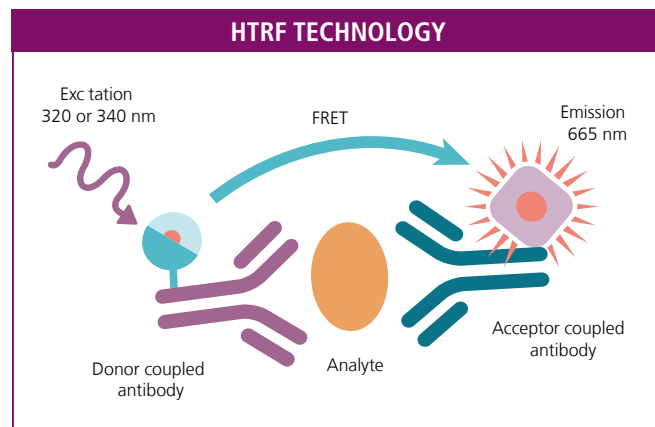
Fibrotic diseases such as idiopathic pulmonary fibrosis and cirrhosis of the liver show that the mechanisms that direct fibrogenesis are independent of those that regulate inflammation.

Advance your research on Fibrosis and benefit from PerkinElmer's broad offering of reagent technologies:

- Products covering all significant contributors to a fibrotic disorder involved in Fibroblasts & ECM management, TGF- β 1 signaling and Immune cells.
- A biochemical assay portfolio including STING, and a sizeable cellular assay portfolio including cytokines, biomarkers, and phosphoproteins.
- Easy-to-use Alpha, HTRF and LANCE Ultra assay technologies enable the cell-based detection of cytokines, biomarkers, and cell signaling proteins, providing fast and accurate results.



Alpha is a versatile, bead-based platform that enables you to assay the most complex samples in one well and with no wash steps.



HTRF is a fast, sensitive, homogeneous, and ready to use assay platform with no wash steps

FIBROSIS AND ECM MANAGEMENT

FIBROBLASTS AND ECM MANAGEMENT			
Product	HTRF	AlphaLISA	LANCE <i>Ultra</i>
a-SMA	62ASMAPEG ⁴	AL3143C ⁹	
Hyaluronic acid	63ADK089PEG ³	AL354C ⁹	
MMP1		AL242C ¹⁰	
MMP2 (human)	62MM2PEG ³	AL269C ¹⁰	
MMP3		AL284C ¹⁰	TRF1284C ⁸
MMP7 (human)		AL378C ⁹	TRF1378C ⁸
MMP8 (human)		AL374C ⁹	TRF1374C ⁸
MMP9 (human)	62MM9PEG ³	AL243C ¹⁰	
MMP9 (mouse)		AL519C ¹⁰	
MMP10			TRF3000C ⁸
MMP12		AL375C ⁹	TRF1375C ⁸
MMP13 (human)		AL318C ⁹	
MMP23		AL3115C ⁹	
PIP Collagen (human)		AL353C ⁹	TRF1353C ⁸
PIIINP Collagen	P3NP-ELISA		
Pro-collagen Type 1 (human)	63ADK014PEG ³		
TIMP1 (human)	64TIMPEG ³	AL3090C ⁹	
TIMP2		AL3091C ⁹	
YAP phospho S127	64YAPPEG ²		
YAP total	64YATPEG ²		

TGF-β1 SIGNALING

TGF-β1 SIGNALING		
Product	HTRF	AlphaLISA
TGF-β1	62HTGFBPEG ³	AL336 ⁹

CANONICAL AND NON-CANONICAL SMAD-DEPENDENT SIGNALING			
Product	HTRF	AlphaLISA SureFire® <i>Ultra</i> ™	LANCE <i>Ultra</i>
SMAD2 phospho S465/467	63ADK102PEG ²	ALSU-PSM2-A500 ¹¹	TRF4012C ⁸
SMAD2 total	63ADK103PEG ²	ALSU-TSM2-A500 ¹¹	
SMAD3 phospho S423/425	63ADK025PEG ²	ALSU-PSM3-A500 ¹¹	TRF4014C ⁸
SMAD3 total	64ND3PEG ²	ALSU-TSM3-A500 ¹¹	
SMAD1 phospho S463/465	63ADK062PEG ¹	ALSU-PSM1-A500 ¹¹	TRF4011C ¹⁰
SMAD1 total	63ADK063PEG ²	ALSU-TSM1-A500 ¹¹	

- *1: Available in 96, 500, 10000, 50000 tests
- 2: Available in 500, 10000, 50000 tests
- 3: Available in 500, 10000, 100000 tests
- 4: Available in 500, 100000 tests
- 5: Available in 96, 500, 10000, 100000 tests
- 6: Available in 500 tests
- 7: Available in 10000, 50000 tests
- 8: Available in 500, 10000 tests
- 9: Available in 100, 500, 5000 tests
- 10: Available in 500, 5000 tests
- 11: Available in 100, 500, 10000, 50000 tests
- 12: Available in 100 tests

TGF- β 1 SIGNALING

NON-CANONICAL SMAD-INDEPENDENT SIGNALING			
Product	HTRF	AlphaLISA SureFire <i>Ultra</i>	LANCE <i>Ultra</i>
AKT phospho S473	64AKSPEG ¹		
AKT phospho T308	64AKTPEG ²		
AKT total	64NKTPEG ¹		
AKT1 phospho S473	63ADK078PEG ²	ALSU-PAKT1-C500 ¹¹	TRF4013C ⁸
AKT1 phospho T308			TRF4006C ⁸
AKT1 total	63ADK079PEG ²	ALSU-TAKT1-A500 ¹¹	TRF4007C ⁸
AKT1/2/3 phospho T308		ALSU-PAKT-B500 ¹¹	TRF4002C ⁸
AKT1/2/3 total		ALSU-TAKT-B-HV ¹¹	
AKT2 phospho S473	63ADK080PEG ²		
AKT2 total	63ADK081PEG ²		
AKT3 phospho S473	63ADK082PEG ²		
AKT3 total	63ADK083PEG ²		
c-Jun phospho S63	64JUNPEG ²		
ERK phospho T202 /Y204	64AERPEG ¹	ALSU-PERK-A50 ¹¹	TRF4000C ⁸
ERK total	64NRKPEG ¹		
ERK1/2 total		ALSU-TERK-A500 ¹¹	TRF4001C ⁸
FoxO1 phospho S256	64FOXPEG ²		
FoxO1 total	64NFOPEG ²		
JNK phospho T183/Y185	64JNKPEG ²		
JNK1/2 total		ALSU-TJNK-A500 ¹¹	
JNK1/3 phospho T183/Y185		ALSU-PJNK-A500 ¹¹	
STAT1 phospho S727		ALSU-PST1-B500 ¹¹	
STAT1 phospho Y701	63ADK026PEG ²	ALSU-PST1-A500 ¹¹	TRF4028C ⁸
STAT1 total	63ADK096PEG ²	ALSU-TST1-A500 ¹¹	TRF4029C ⁸
STAT3 phospho Y705		ALSU-PST3-A500 ¹¹	TRF4004C ⁸
STAT3 total	64NT3PEG ²	ALSU-TST3-A500 ¹¹	TRF4005C ⁸
STAT4 phospho Y693		ALSU-PST4-A500 ¹¹	
STAT4 total (human)		ALSU-TST4-A500 ¹¹	
STAT5 phospho Y694	64AT5PEG ²		
STAT5 phospho Y694/699		ALSU-PST5-B500 ¹¹	TRF4009C ⁸
STAT5 total		ALSU-TST5-A500 ¹¹	
STAT6 phospho Y641	64AT6PEG ²	ALSU-PST6-A500 ¹¹	
STAT6 total (human)		ALSU-TST6-A500 ¹¹	

- *1: Available in 96, 500, 10000, 50000 tests
- 2: Available in 500, 10000, 50000 tests
- 3: Available in 500, 10000, 100000 tests
- 4: Available in 500, 100000 tests
- 5: Available in 96, 500, 10000, 100000 tests
- 6: Available in 500 tests
- 7: Available in 10000, 50000 tests
- 8: Available in 500, 10000 tests
- 9: Available in 100, 500, 5000 tests
- 10: Available in 500, 5000 tests
- 11: Available in 100, 500, 10000, 50000 tests
- 12: Available in 100 tests

IMMUNE CELLS CONTRIBUTION

ADAPTIVE IMMUNITY				
Product	HTRF	AlphaLISA	AlphaLISA SureFire <i>Ultra</i>	LANCE <i>Ultra</i>
BTK phospho Y223	63ADK017PEG ²		ALSU-PBTK-A500 ¹¹	TRF4022C ⁸
BTK phospho Y551			ALSU-PBTK-B500 ¹¹	
BTK total	63ADK064PEG ²	AL3110C ⁹	ALSU-TBTK-A500 ¹¹	
SHP1 phospho Y536			ALSU-PSHP1-A500 ¹¹	
SHP1 phospho Y564	64SH1PEG ²		ALSU-PSHP1-B500 ¹¹	
SHP1 total	64NH1PEG ²		ALSU-TSHP1-A500 ¹¹	
SHP2 phospho Y542	64SH2PEG ²		ALSU-PSHP2-A500 ¹¹	
SHP2 phospho Y580			ALSU-PSHP2-B500 ¹¹	
SHP2 total	64NH2PEG ²		ALSU-TSHP2-A500 ¹¹	
SLP76 phospho S376 (mouse)	63ADK109PEG ²			
SLP76 phospho S376	63ADK076PEG ¹		ALSU-PSLP-A500 ¹¹	TRF4010C ⁸
SLP76 total (mouse)	63ADK110PEG ²			
SLP76 total	63ADK077PEG ²		ALSU-TSLP-A500 ¹¹	TRF4017C ⁸
ZAP70 phospho Y319	64ZAPPEG ²		ALSU-PZAP-A500 ¹¹	TRF4024C ⁸
ZAP70 total	64ZATPEG ²		ALSU-TZAP-A500 ¹¹	TRF4025 ⁸

INNATE IMMUNITY				
Product	HTRF	AlphaLISA	AlphaLISA SureFire <i>Ultra</i>	LANCE <i>Ultra</i>
AQ STING (human)	64BDSTGQPEG ³			
H232 STING (human)	64BDSTGHPEG ³			
IRAK3 total	63ADK101PEG ²			
IRAK4	63ADK108PEG ⁶	AL3117C ⁹		
IRAK4 total	Not available in 500 ⁷			
STING (Mouse)	64BDSTGMPEG ³			
STING	64BDSTGPEG ³			
STING phospho S366	64STGPEG ²			
STING total	64NTGPEG ²		ALSU-TSTNG-A500 ¹¹	
TBK1 phospho S172 (human)			ALSU-PTBK1-A500 ¹¹	
TBK1 phospho S172	64TBKPEG ²			TRF4031C ⁸
TBK1 total (human)			ALSU-TTBK1-A500 ¹¹	
TBK1 total	64NTBPEG ²			

- *1: Available in 96, 500, 10000, 50000 tests
- 2: Available in 500, 10000, 50000 tests
- 3: Available in 500, 10000, 100000 tests
- 4: Available in 500, 100000 tests
- 5: Available in 96, 500, 10000, 100000 tests
- 6: Available in 500 tests
- 7: Available in 10000, 50000 tests
- 8: Available in 500, 10000 tests
- 9: Available in 100, 500, 5000 tests
- 10: Available in 500, 5000 tests
- 11: Available in 100, 500, 10000, 50000 tests
- 12: Available in 100 tests

IMMUNE CELLS CONTRIBUTION

INFLAMMATION				
Product	HTRF	AlphaLISA	AlphaLISA SureFire <i>Ultra</i>	LANCE <i>Ultra</i>
IFN- α (bovine)		AL535C ⁹		
IFN- α (human)	62HIFNAPEG ³	AL297C ¹⁰		TRF1297C ⁸
IFN- α (mouse)		AL550C ⁹		
IFN- α (porcine)		AL576C ⁹		
IFN- β (human)	62HIFNBPEG ³	AL265C ¹⁰		
IFN- β (mouse)	62MIFNBPEG ³	AL586C ⁹		
IFN- γ (cynomolgus)		AL561C ⁹		
IFN- γ (human)	62HIFNGPEG	AL3031C ⁹		TRF3039C ⁸
IFN- γ (mouse)	62MIFNGPEG ³	AL501C ¹⁰		TRF1501 ⁸
IFN- γ (porcine)		AL549C ⁹		
IFN- λ 2 (human)		AL3031C ⁹		TRF3039C ⁸
IKKA phospho S176/180			ALSU-PIKKA-A500 ¹¹	
IKKB phospho S177/181	64KKBPEG ²			
IKKB total	63ADK097PEG ²			
IL-1 β (mouse)		AL503C ¹⁰		
IL-21 (mouse)		AL568C ⁹		
IL-6 (bovine)		AL538C ⁹		
IL-6 (cynomolgus)		AL555C ⁹		
IL-6 (human)	62HIL06PEG ⁵	AL3025C ⁹		TRF1223C ⁸
IL-6 (mouse)	62MIL06PEG ³	AL504C ¹⁰		TRF1504C ⁸
IL-6 (porcine)		AL573C ⁹		
NFkB P65 total				TRF4020C ⁸
NFkB phospho S536	64NFBPEG ¹			TRF4019C ⁸
NFkB total	64NFTPEG ²			
TNF receptor 1 (TNFR1) (human)		AL3088C ⁹		
TNF- α (bovine)		AL534C ⁹		
TNF- α (cynomolgus)	62CTNFAPEG ³	AL562C ⁹		
TNF- α (human)	62HTNFAPEG ⁵	AL325C ⁹		TRF1208C ⁸
TNF- α (mouse)	62MTNFAPEG ³	AL541C ⁹		TRF1505C ⁸
TNF- α (porcine)		AL548C ⁹		
TNF- α / TNFR1 binding (human)	64BDTNFPEG ⁸			
TNF- α / TNFR1 binding		AL3120C ¹⁰		
TNF- α / TNFR2 Binding		AL3121C ¹⁰		

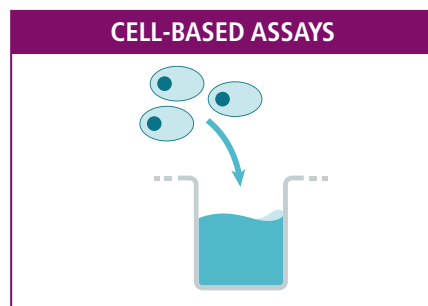
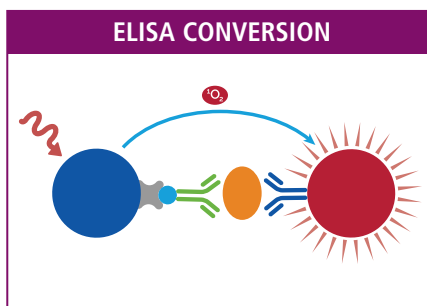
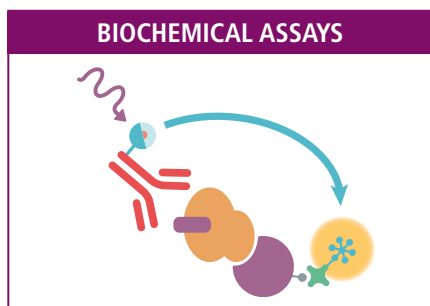
- *1: Available in 96, 500, 10000, 50000 tests
- 2: Available in 500, 10000, 50000 tests
- 3: Available in 500, 10000, 100000 tests
- 4: Available in 500, 100000 tests
- 5: Available in 96, 500, 10000, 100000 tests
- 6: Available in 500 tests
- 7: Available in 10000, 50000 tests
- 8: Available in 500, 10000 tests
- 9: Available in 100, 500, 5000 tests
- 10: Available in 500, 5000 tests
- 11: Available in 100, 500, 10000, 50000 tests
- 12: Available in 100 tests

Custom Labeling and Custom Assay Development Services

Don't see the assay you need listed here? PerkinElmer has partnered with industry and academia professionals to develop custom solutions to dramatically shorten the drug development process using our powerful, accurate HTRF®, DELFIA® and AlphaLISA® technologies.

An experienced Project Manager will evaluate your project's chance of success, then work with you to create a customized assay for the target you need to advance your research.

Contact us today: www.cisbio.com/content/assay-development



PerkinElmer, Inc.
940 Winter Street
Waltham, MA 02451 USA
P: (800) 762-4000 or
(+1) 203-925-4602
www.perkinelmer.com



cisbio

For a complete listing of our global offices, visit www.perkinelmer.com/ContactUs

Copyright © 2021, PerkinElmer, Inc. All rights reserved. PerkinElmer® is a registered trademark of PerkinElmer, Inc. All other trademarks are the property of their respective owners.

184366 (162124) PKI