




Accelerate throughput without compromising on performance.



HTRF® reagents for biotherapeutics

Replace ELISAs through all stages of therapeutic development (drug discovery, manufacturing, and quality control) with HTRF kits and reagents.

Applications

- Antibody and biomolecule screening
- Tagged-protein detection
- Antibody characterization
- Mechanism of action
- Clone screening
- ADCC
- Lot to lot release
- Contaminant quantification of host cell proteins



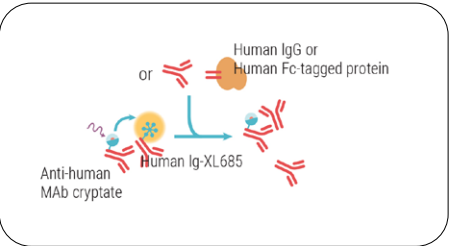
HTRF assay principle

TR-FRET technology is based on the proximity of two fluorescent dyes, one donor (on the red molecule) and one acceptor (on the blue molecule). When the two coupled dyes are in close proximity and upon excitation of the donor by the light source of a fluorometer, the donor dye transfers part of the energy received to the acceptor molecule which in turn re-emits light (fluorescence) at a very specific wavelength. These dyes can be coupled to virtually any biomolecule using biochemical means.

Increase the speed and accuracy of your biotherapeutic development by using HTRF technology

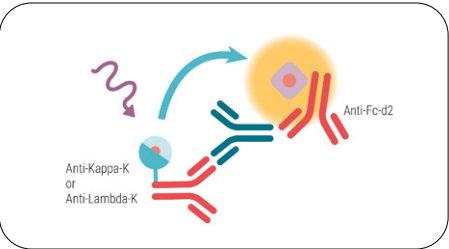
- Homogeneous
- Mix-and-read procedure
- Simple and rapid assay protocols
- Highly sensitive
- Amenable to miniaturization and automation
- Proven manufacturing quality and batch to batch reproducibility

Detect and quantify with ready-to-use kits and reagents



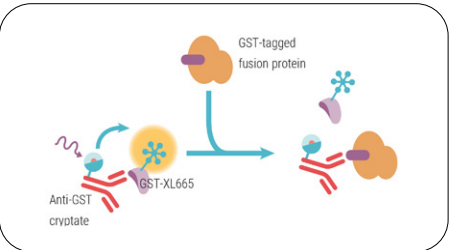
Human IgGs and Fc fragments

The kits offer new capabilities for human antibody or human Fc tagged protein quantification, screening and quality control, with improved throughput, accuracy and reliability.



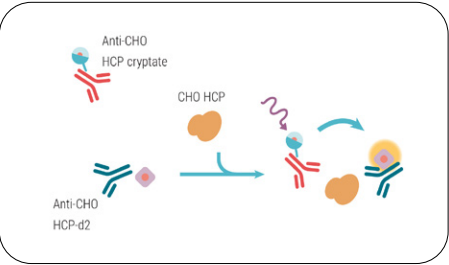
k and l light chain antibodies

Both assays are specific for either human Kappa or human Lambda light chain. Homogeneous and high throughput, they are ideal for antibody production clone screening.



Check for GST and 6HIS accessibility

GST and 6HIS Check kits are simple tools for assessing tagged-proteins during production processes and drug discovery.



CHO Host cell protein (HCP) assessment

The kit is a simple tool to evaluate and quantify Chinese Hamster Ovary (CHO) HCP contamination proteins in routine bioprocess operations, antibody production monitoring and optimisation.

Ordering information

Product	Tests	Part number
Human Fc assay	500	62HFCPEG
Human Fc assay	10,000	62HFCPEH
Human IgG assay	500	6FHIGPEG
Human IgG assay	10,000	6FHIGPEH
6HIS-tag check kit Gold	1,000	64HISPEB
GST-tag check kit	1,000	62GSTPEB
CHO HCP kit	500	6FHCPPEG
Kappa MAb assay	500	64KAPPEG
Kappa MAb assay	10,000	64KAPPEH
Lambda MAb assay	1,000	64LAMPEG
Lambda MAb assay	20,000	64LAMPEH
Europium cryptate labeling kit	1,000	62EUSPEA
d2 labeling kit	1,000	62DD2PEA